



Visual Arts

Student Activity Book



Tahitian Landscape, Paul Gauguin



Northwest Coast Native American Totem Pole

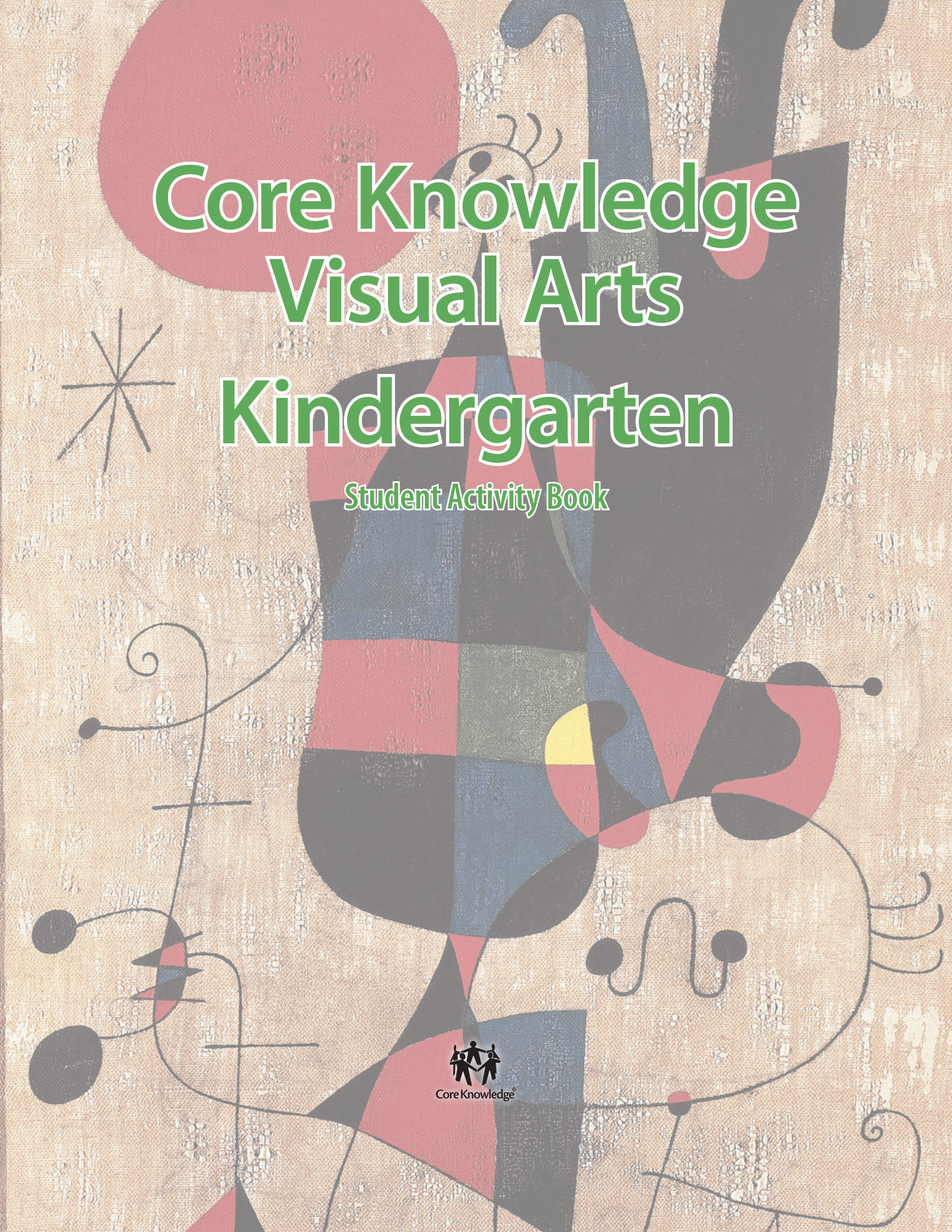
Students Creating Their Own Works of Art



THIS BOOK IS THE PROPERTY OF:			
STATE _____		Book No. _____	
PROVINCE _____		Enter information in spaces to the left as instructed.	
COUNTY _____			
PARISH _____			
SCHOOL DISTRICT _____			
OTHER _____			
ISSUED TO	Year Used	CONDITION	
		ISSUED	RETURNED
.....		
.....		
.....		
.....		
.....		
.....		
.....		
.....		
.....		
.....		

PUPILS to whom this textbook is issued must not write on any page or mark any part of it in any way, consumable textbooks excepted.

- Teachers should see that the pupil's name is clearly written in ink in the spaces above in every book issued.
- The following terms should be used in recording the condition of the book:
New; Good; Fair; Poor; Bad.



Core Knowledge Visual Arts Kindergarten

Student Activity Book

Creative Commons Licensing

This work is licensed under a Creative Commons Attribution-NonCommercial-ShareAlike 4.0 International License.



You are free:

to **Share**—to copy, distribute, and transmit the work

to **Remix**—to adapt the work

Under the following conditions:

Attribution—You must attribute the work in the following manner:

This work is based on an original work of the Core Knowledge® Foundation (www.coreknowledge.org) made available through licensing under a Creative Commons Attribution-NonCommercial-ShareAlike 4.0 International License. This does not in any way imply that the Core Knowledge Foundation endorses this work.

Noncommercial—You may not use this work for commercial purposes.

Share Alike—If you alter, transform, or build upon this work, you may distribute the resulting work only under the same or similar license to this one.

With the understanding that:

For any reuse or distribution, you must make clear to others the license terms of this work. The best way to do this is with a link to this web page:

<https://creativecommons.org/licenses/by-nc-sa/4.0/>

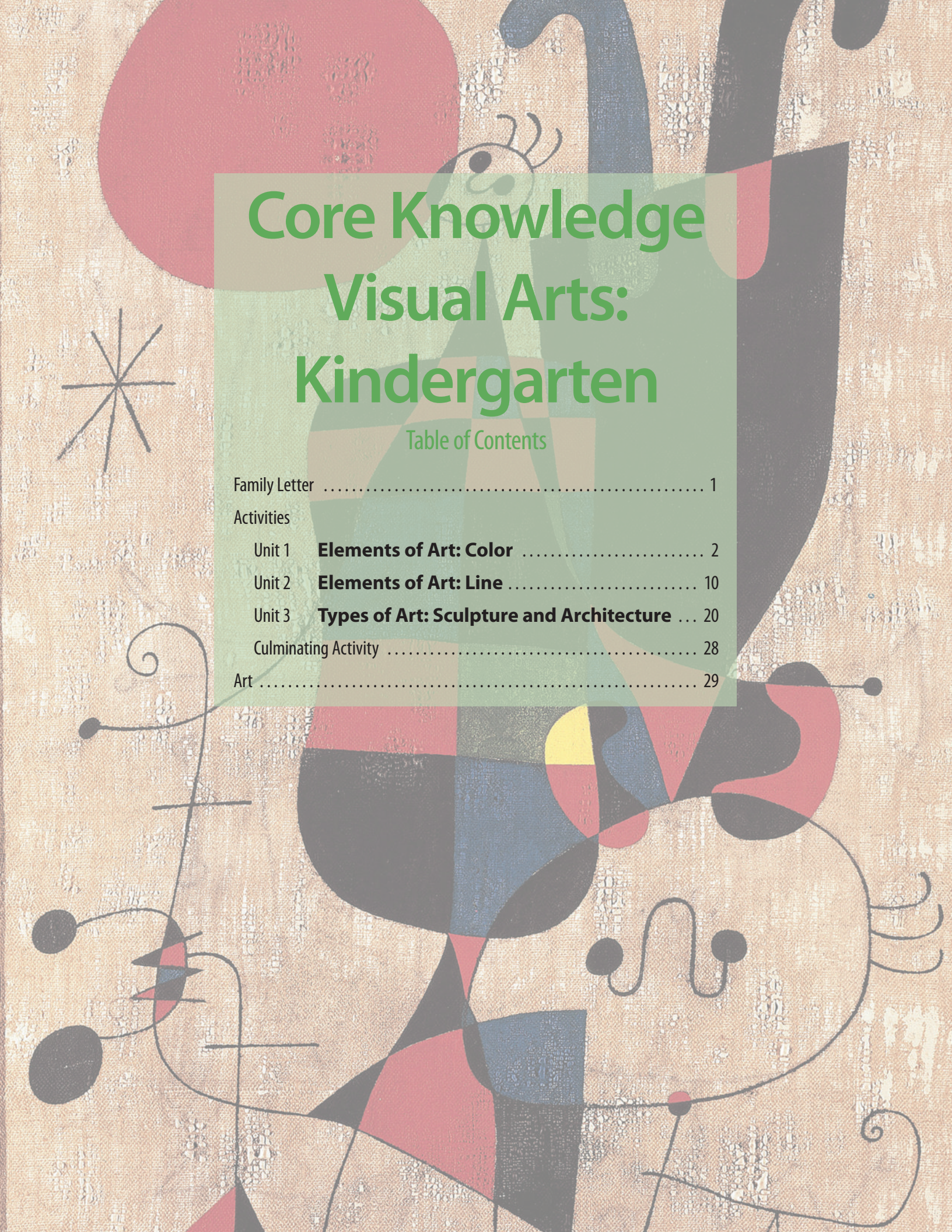
Copyright © 2025 Core Knowledge Foundation
www.coreknowledge.org

All Rights Reserved.

Core Knowledge®, Core Knowledge Curriculum Series™, Core Knowledge Science™, CKSci™, Core Knowledge Music™, CKMusic™, Core Knowledge Language Arts™, CKLA™, Core Knowledge History and Geography™, and CKHG™, and CKHG™ Core Knowledge Math™, and CKMath™ are trademarks of the Core Knowledge Foundation.

Trademarks and trade names are shown in this book strictly for illustrative and educational purposes and are the property of their respective owners. References herein should not be regarded as affecting the validity of said trademarks and trade names.

ISBN: 979-8-88970-691-5



Core Knowledge Visual Arts: Kindergarten

Table of Contents

Family Letter	1
Activities	
Unit 1 Elements of Art: Color	2
Unit 2 Elements of Art: Line	10
Unit 3 Types of Art: Sculpture and Architecture ...	20
Culminating Activity	28
Art	29

Core Knowledge Visual Arts

Kindergarten

Student Activity Book

This Student Activity Book contains pages that accompany many of the lessons from the Teacher Guide for Kindergarten Core Knowledge Visual Arts (CKVA). Each activity is identified by the unit and lesson number in which it is used. While the activities in this book include written instructions at the bottom of the page, teachers should read these directions aloud because students may not yet be able to independently read these words. The expectation is that teachers will explain these activities to the students orally, using the guidelines in the Teacher Guide.

Dear Family Member,

It is exciting to start the new year—a warm welcome to you and your student.

This year, your student will be using an art program called Core Knowledge Visual Arts (CKVA). It is an innovative set of K–8 instructional materials developed by the Core Knowledge Foundation, including a Student Activity Book and many opportunities for creating art in the classroom.

All visual artwork is composed of color, line, shape, form, space, light, and texture. Students will study these elements throughout their use of CKVA at different grade levels. In Kindergarten, the curriculum emphasizes two important elements of art: color and line.

Throughout the year, your student will have opportunities to view and describe different works of art, as well as express their personal reactions to it. They will be reminded that different people may have different reactions to an artwork, just as everyone has a different idea of what “beautiful” is. Your student will also express themselves creatively and demonstrate their understanding of the art elements through their own artwork.

There are three units of study in Kindergarten CKVA, as follows:

Unit 1: Elements of Art: Color

Your student will begin by learning about color in artworks. They will learn about warm and cool colors and how the use of colors can evoke feelings from a painting. They will become familiar with masterpieces created by artists such as Pieter Bruegel the Elder, Pablo Picasso, and Lois Smoky Kaulaity.

Unit 2: Elements of Art: Line



Your student will investigate lines of all types in artwork, such as straight, curvy, wavy, and zigzag. They will learn how line can provide a sense of direction and movement to composition. They will become familiar with masterpieces created by artists such as Henry Ossawa Tanner, Henri Matisse, and Käthe Kollwitz.

Unit 3: Types of Art: Sculpture and Architecture

Your student will wrap up the year with a study of sculpture and architecture. They will begin to explore the difference between two- and three-dimensional art. They will learn that line is essential in these works as well. They will view reproductions of sculptures from artists such as Ellen Neel and famous works of architecture such as the Eiffel Tower.

Throughout the year, students will be creating art in response to masterpieces in an age-appropriate way. If you have any concerns about your student’s participation in these art units and projects, please feel free to address them directly with your student’s teacher.


Primary Colors



--	--	--


Directions: 1. Place an X on the bars that are primary colors. 2. Color each of the three ice-cream scoops a different primary color: one red, one yellow, and one blue. 3. Draw a picture inside each box using the crayon that is the same color as the box.

What Happens Next?



Directions: Pretend *The Hunters in the Snow* is a video that we have paused. Once we push Play, what do you think happens next?

Warm and Cool Colors



Directions: Color the desert with warm colors only. Color the winter scene with cool colors only.

Warm Colors



Directions: Use crayons to draw a nature scene with warm colors.

Lullaby Reflection


1.



2.

Warm

Cool




3.



Directions: 1. Circle the picture that shows how the mother feels. 2. Circle the colors the artist uses. 3. Draw your face to show how this artwork makes you feel.

NAME: _____

My Colorful Story




Directions: Use crayons to draw your story using both warm and cool colors on the blank canvas.

A Colorful World



Directions: Draw a picture of the place where the lion meets the mouse.

Unit 1 Assessment



Warm






Cool



Directions: Draw a picture with warm and cool colors. Then circle the type of colors you used the most.

Find the Lines

A**B**


Directions: Trace each line in column A with a different-colored crayon. Then connect the line in column A to the pictures with that type of line in column B.

Lines and Feelings

1.




2.



Directions: 1. Circle the picture that shows how the woman playing the samisen is feeling.
2. Draw something you care a lot about.

The Banjo Lesson



Directions: 1. Circle the instruments that have strings. 2. Draw a picture of a musical instrument you would like to play.


NAME: _____

Lines in My Art

A large, empty rectangular box with a thin black border, intended for a drawing or artwork.


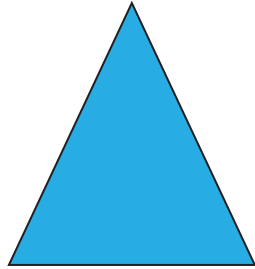

Directions: Use each of the types of lines in your drawing. What can they be?

Patterns with Lines



Directions: Create a pattern with lines in each circle.

Real or Imaginary?



Directions: Use shapes to draw from your imagination.


Sleeping Woman with Child Reflection




Directions: 1. How do you think the woman and baby feel in this print? Circle the feelings. 2. Circle the kind of line that the artist used the most in her print.

Looking at Lines

1.



2.



Directions: 1. Draw something from the art that has curved lines. 2. Draw yourself helping someone.

Games



Directions: Draw a picture of a game you like to play.

NAME: _____

Unit 2 Assessment




Directions: Draw artwork using all of the following lines: straight, horizontal, vertical, curved, zigzag, thick, and thin.

Is It a Sculpture?



Directions: Circle the images of sculptures.

Northwest Coast Native American Totem Pole



Directions: Draw your favorite part of the totem pole.

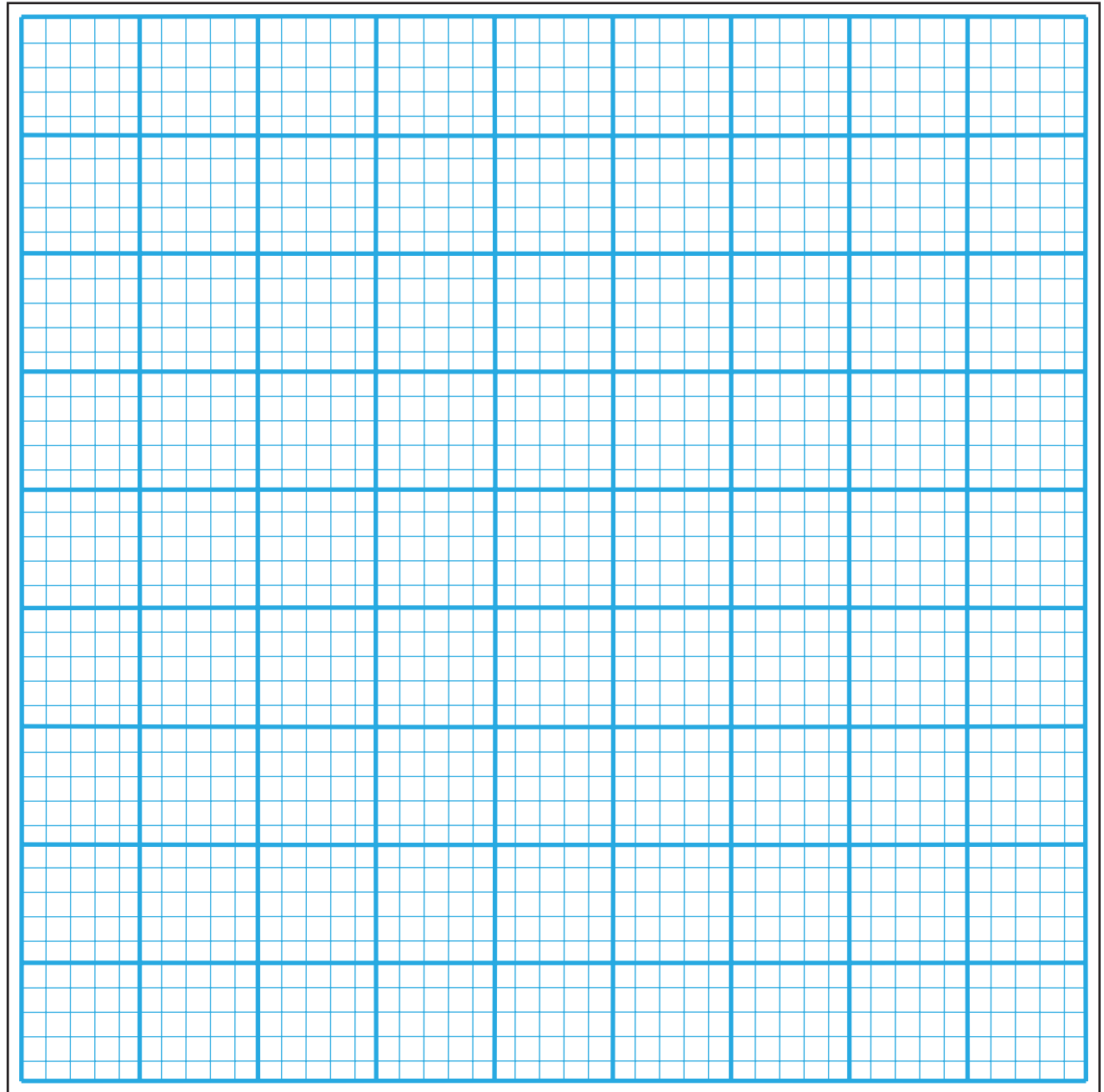
Too Many!



Directions: Pick a normal classroom object. Draw as many of them as you can in this classroom. Make them an unusual color.

NAME: _____

My Palace Blueprint



Directions: Create a blueprint for your palace.





Create a Tower



My Tower

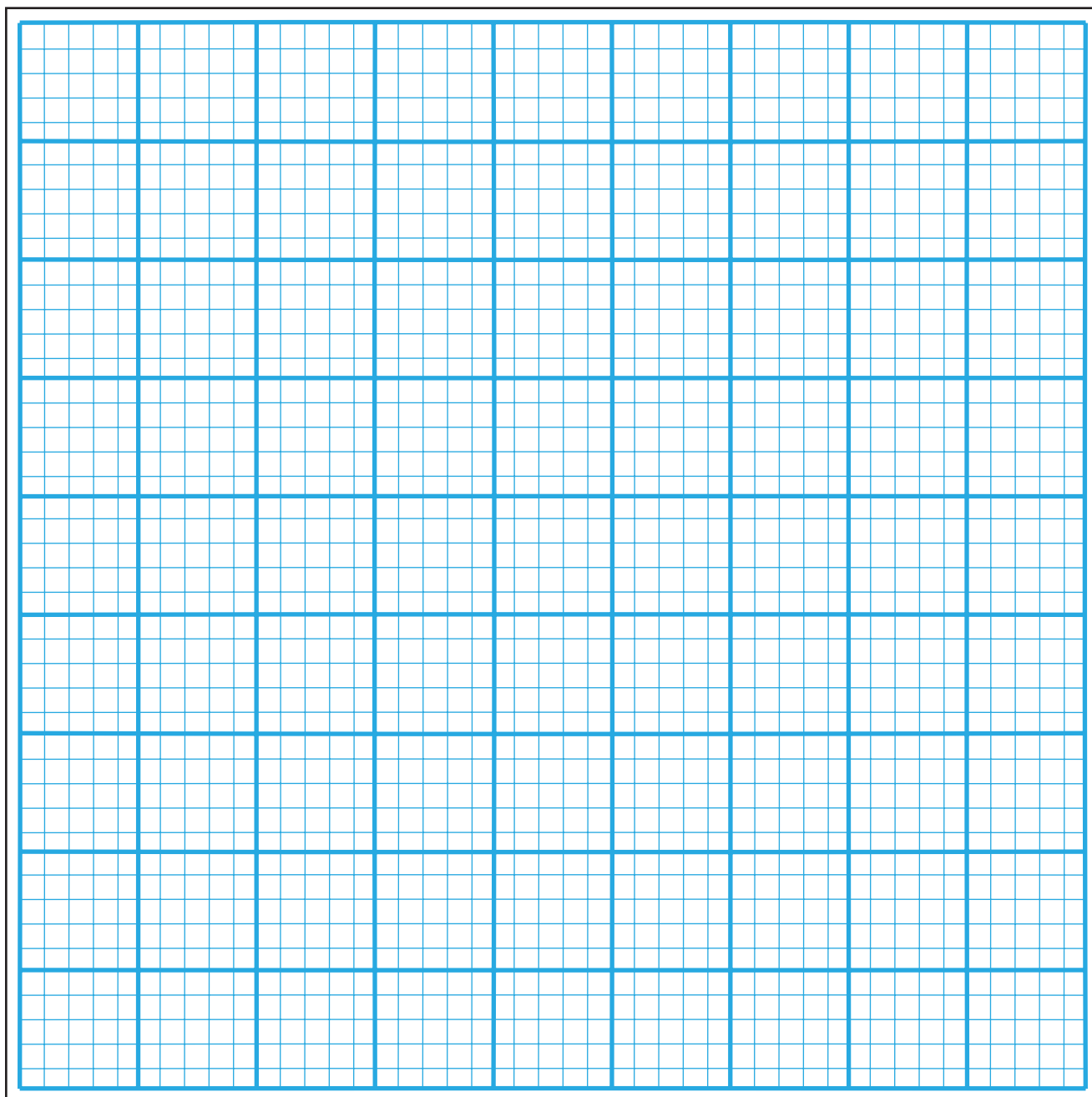
Directions: Design a new tower for the city.

Shapes in the Sydney Opera House






Directions: Color the shapes that are in the Sydney Opera House.

My Building




Directions: Draw the building you created in class today.

Unit 3 Assessment



Directions: Circle the materials you will use today.

Colors, Lines, Sculptures, and Architecture



Directions: Show what you learned this year.




Core Knowledge[®]

Kindergarten Art Masterpieces



The Hunters in the Snow by Pieter Bruegel the Elder



Tahitian Landscape by Paul Gauguin



Le Gourmet by Pablo Picasso



Tuning the Samisen by Katsushika Hokusai




The Banjo Lesson by Henry Ossawa Tanner



Purple Robe and Anemones by Henri Matisse



People and Dog in the Sun by Joan Miró



Sleeping Woman with Child by Käthe Kollwitz



Li'l Sis by William H. Johnson



Family Supper by Horace Pippin



Children's Games by Pieter Bruegel the Elder



Snap the Whip by Winslow Homer



Northwest Coast Native American Totem Pole by Ellen Neel



Hall of Supreme Harmony



Eiffel Tower



Sydney Opera House



Core Knowledge Visual Arts®

Editorial Director

Linda Bevilacqua

Editorial Staff

Sue Herndon

Design Manager

Ivan Pesic

Subject Matter Expert

Jacqueline Kern, PhD

Visual Arts Educator

The Batt School

Juno Beach, Florida

Illustration and Photo Credits

© Successió Miró / Artists Rights Society (ARS), New York / ADAGP, Paris 2025: i, iii, 43

Album / Alamy Stock Photo: Cover B, 33, 37

Art Library / Alamy Stock Photo: 51

Artepics / Alamy Stock Photo: 17, 47

Bella Falk / Alamy Stock Photo: 61

Bert de Boer / Alamy Stock Photo: 20d

Beryl Peters Collection / Alamy Stock Photo: 20e

Carsten Reisinger / Alamy Stock Photo: 3, 28

Christophe Coat / Alamy Stock Photo: 20a

Elena Akifeva / Alamy Stock Photo: 22

Gina Rodgers / Alamy Stock Photo: 41

Historic Collection / Alamy Stock Photo: 39

Ian Dagnall / Alamy Stock Photo: 59

IanDagnall Computing / Alamy Stock Photo: 31

imageBROKER.com / Alamy Stock Photo: 20c

PAINTING / Alamy Stock Photo: 53

Penta Springs Limited / Alamy Stock Photo: 49

Peter Barritt / Alamy Stock Photo: 35

Pirvu Marius / Alamy Stock Photo: Cover D

Sean Pavone / Alamy Stock Photo: 20f

Svetlana Day / Alamy Stock Photo: Cover C, 55

The Julian and Hope Edison Print Fund and Museum Shop Fund: 45

The Print Collector / Alamy Stock Photo: Cover A

Viktoriia Tomchakovskaya / Alamy Stock Photo: 6b–c, 9a–b

zhencong chen / Alamy Stock Photo: 57



**Core Knowledge Visual Arts (CKVA) and Core Knowledge Music (CKMusic)
Instructional Materials, K–8**

A comprehensive program in visual arts and music: integrating topics in theory and performance, encouraging creativity, and exploring different cultural expression and concepts specified at each grade level in the *Core Knowledge Sequence* (Content and Skill Guidelines for Grades K–8)

Core Knowledge KINDERGARTEN

units in this volume include:

Elements of Art: Color

Elements of Art: Line

Types of Art: Sculpture and Architecture

**See Core Knowledge Music Kindergarten for more
information about Kindergarten Music units.**

www.coreknowledge.org

Core Knowledge Curriculum Series™