

History Topic The Renaissance
Grade 5
Activity “Leonardo da Vinci’s Notebook”

ACTIVITY DESCRIPTION

Students create a unique invention (or modern invention that did not exist during the Renaissance period) and record the characteristics of this invention in their own da Vinci notebook. Like da Vinci, students also 1) draw the invention from multiple angles, 2) brainstorm a ‘fatal flaw’ as a means of ‘protecting’ this idea, and 3) have the option of ‘mirror’ writing their descriptions.

This activity serves as an authentic cross-curricular opportunity since it ties in history, math, science, and art.

In order to replicate this activity, students will need strong schema for da Vinci’s style of art. In addition, prior to participating in this activity, students should be afforded the opportunity to analyze several inventions from da Vinci’s notebook. This will provide a frame of reference for what their notebook page should look like.

Please note that the activity has been adapted and differentiated in order to meet different learners’ needs.

School: Newark Charter School

Teacher: Kerry Paranczak

State: Delaware

Grade: 5

Subject: Social Studies

Topic/Unit: The Renaissance

Objectives:

-Students will study great Renaissance artists like Leonardo da Vinci, with emphasis on da Vinci's inventions, thought process and notebook. As a culminating activity, students will experience the world of da Vinci's notebooks by looking at how he observed, collected and documented his ideas.

-Students will be able to apply what they learned from da Vinci's own notebook by creating their own modern invention sketch and 'adding' it to the pages of da Vinci's notebook.

Activity Description:

Students will create their own page for da Vinci's notebook. They will brainstorm on a unique invention or choose a modern invention that did not exist during the Renaissance period. Students will then brainstorm characteristics of the invention that are critical to its use or operation. Students will also brainstorm on a 'fatal flaw', a characteristic unique to da Vinci's notebook. This was used to 'protect' his inventions. In the event that someone stole da Vinci's notebook, they would not be able to properly reconstruct his ideas. After brainstorming, students will turn and talk to their neighbors to get advice, suggestions and commendations on their ideas. They will then practice drawing it, from multiple angles as da Vinci did. They will then complete a final draft that includes a title, the invention from multiple angles and description of key components, including a fatal flaw description. Depending on the level of the student, they will have the option to 'mirror' write their descriptions (backwards) that way da Vinci did in his notebook.

Leonardo Da Vinci's Notebook

Da Vinci kept a notebook of inventive drawings as well as notes that were written in code (mirror-writing, to prevent people from stealing his inventions). He also added a mistake or 'fatal flaw' in his notes on purpose just in case his notes were decoded.

Directions:

1. Create an invention or choose a modern invention that did not exist during the Renaissance (5 points)
2. Sketch the invention from 3 angles, must show key details. (15 points)
3. Write 5 sentences that describe parts of your "invention". One sentence must include description of a 'fatal flaw' that would make it LESS useful or not work at all. Sentences should be spread out all over the page. Include a title. (15 points)
4. Write sentences from right to left and each letter backwards (use a mirror to help you) (5 points)

Leonardo Da Vinci's Notebook

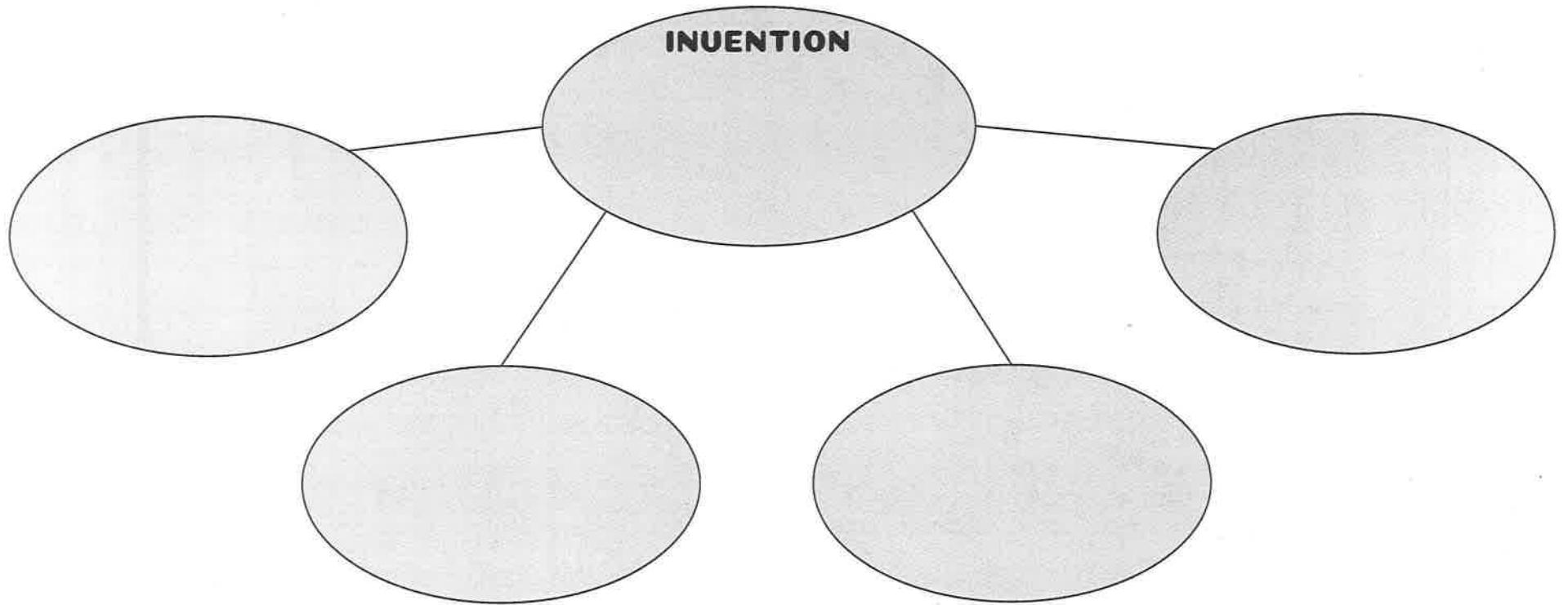
Da Vinci kept a notebook of inventive drawings as well as notes that were written in code (mirror-writing, to prevent people from stealing his inventions). He also added a mistake or 'fatal flaw' in his notes on purpose just in case his notes were decoded.

Directions:

1. Create an invention or choose a modern invention that did not exist during the Renaissance (10 points)
2. Sketch the invention from 2 different angles, must show key details. (15 points)
3. Write 4 sentences that describe parts of your "invention". One sentence must include description of a 'fatal flaw' that would make it LESS useful or not work at all. Sentences should be spread out all over the page. Include a title (15 points)

CHALLENGE: Write sentences backwards like da Vinci did! (use a mirror to help you)

Brainstorm Web



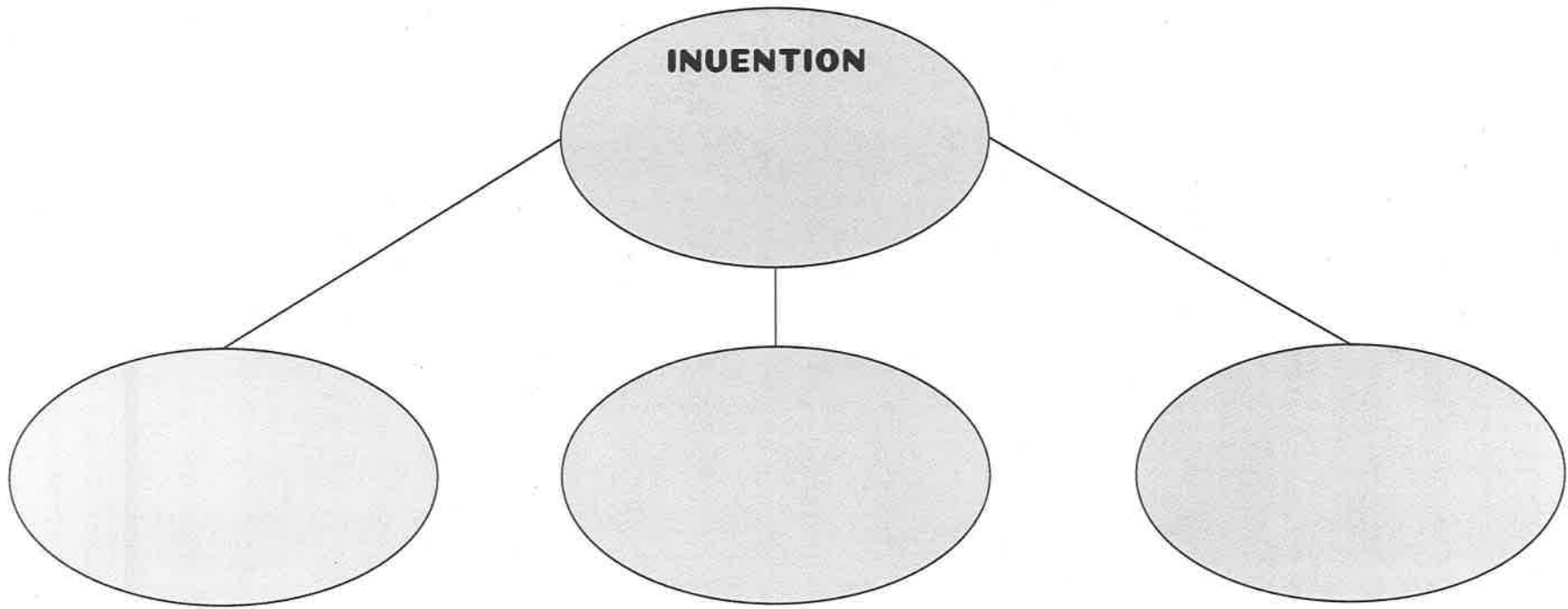
Leonardo Da Vinci's Notebook

Da Vinci kept a notebook of inventive drawings as well as notes that were written in code (mirror-writing, to prevent people from stealing his inventions). He also added a mistake or 'fatal flaw' in his notes on purpose, just in case his notes were decoded.

Directions:

1. Choose a modern invention that did not exist during the Renaissance **(10 points)**
2. Sketch the invention, must show key details. **(15 points)**
3. Write 3 sentences that describe parts of your "invention". One sentence must include description of a 'fatal flaw' that would make it LESS useful or not work at all. Sentences should be spread out all over the page. Include a title **(15 points)**

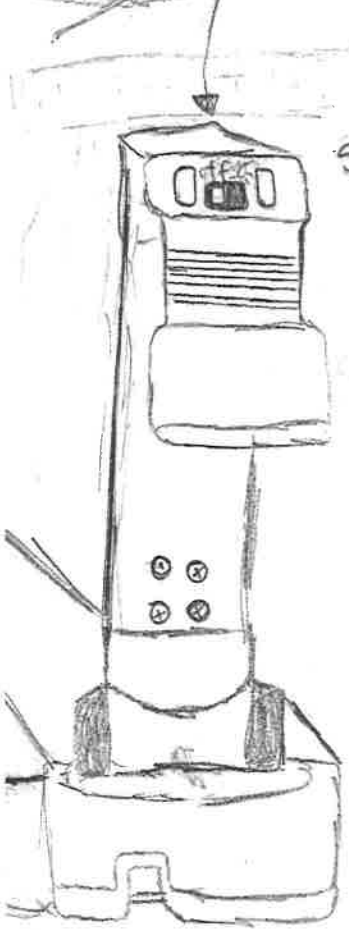
Brainstorm Web



Document Camera



• Long neck that can bend • Has pump on side

FRONT VIEW



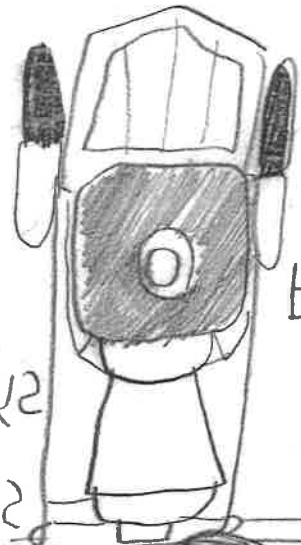
• Do not blind in
• Has a reflector
• pass

TOP VIEW




• Has on
• switch

SIDE VIEW



1.6 m
Front




2.15 m
Couple
to
lot of

1.6 m
Back

COUPLER + LOCKS
WATER PUMP

LAUNDRY

PA WATER PUMP
THAT ARE COUPLER
HOLDERS



6.5 m
2.15 m
CHASSIS
HOLDERS

1.6 m
2.15 m

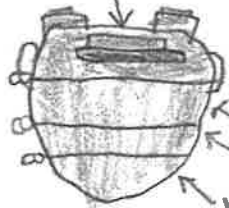
OR MILLION MORE
THAT ARE COUPLER
HOLDERS

★ ABOUT 1000

2.15 m CHASSIS

2.15 m CHASSIS
HOLDERS

the backpack
 pack into
 can contact
 H4M916

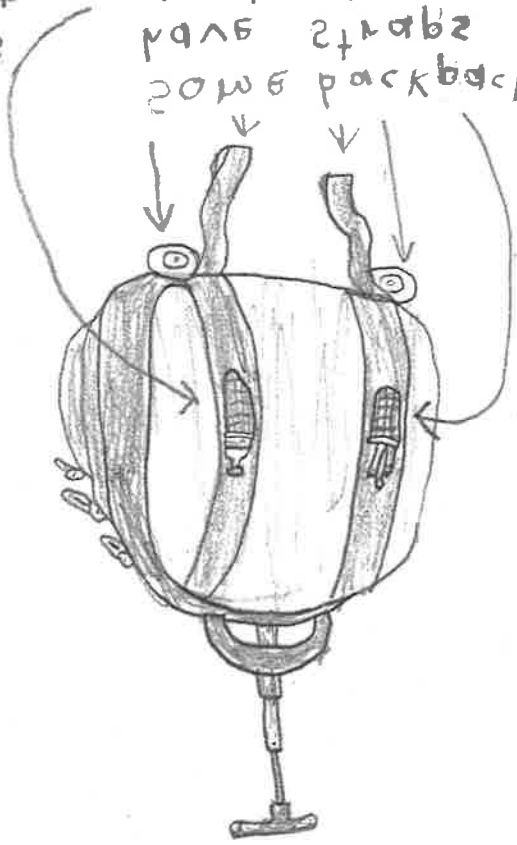


Top

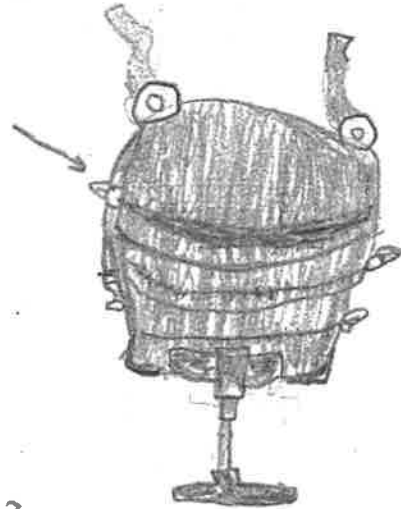
270kado
 for 5x100
 bocko+2
 W41+615

Σ:666K
 ON TPO
 999 +66+U
 λον 90M,t
 wAK6 2726

bocko+2
 p4NB 2:96
 OTRK2 M:2M+
 OK MPO12
 p4NB 2+p4B2
 20MB packbock2



Front

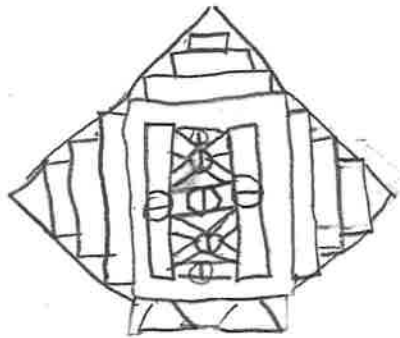


Back

Backpack

Gniw Kcap

Thort Weiv



A elgnatcer taht
sah a gniw taht
sPOP: tud

↑
Obrut Retsoot

Ereht si rehtona
gniw ta, ent pot ni
a hctah

Edis Weiv



Hctah →
Hctah ni
Kcab rof
negortin
ni ti

← Sparts

Sparts ot tup
no: ruoy Kcab

Lataf walf = sdeen

negortin ot Krow